

OB COMMUNITY CLIMATE DISCUSSIONS

Oak Bluffs Climate & Energy Advisory Committee
at the Oak Bluffs Public Library



3/2/24 Emergency Preparedness at Home & Shelter in Place

Climate & Energy page on Oak Bluffs town website –
links to great info! “Energy” section at upper left of
webpage, “Climate” section at lower right of page
www.oakbluffsma.gov/178/Energy-Committee



3/2/24 Presentation and discussion with

Russell Hartenstine – WT Emergency Management Director • DCEMA / Dukes
County Emergency Management Association Public Information Officer • Chair of
MV Emergency Managers

Jennelle Gadowski – OB Fire-EMS Administrative Assistant • WT Deputy EMD

Nelson Wirtz – OB Fire-EMS Chief • OB Emergency Management Director

❖ [Video recording of 3/2/24 Russ' presentation](#)

Click on the above link. Then copy & paste the Passcode: 83g%E!0o

NOTE: Russ is heard well on the recording, but most participants are difficult to hear.
We'll continue to strive for improved sound quality.

❖ Slide presentation – if this becomes available, we will add that link here.

EMERGENCY?! What emergency?

- Weather – hurricane, blizzard, flooding, wind, tornado, extreme heat, extreme cold
- Downed trees, downed wires; roads flooded or blocked; boats not running
- Power outage
- Contaminated drinking water or other public health emergency
- Wildfire and other hazards.

1. **What is Emergency Preparedness? How do I prepare?** pp. 2-4
2. **What is my Emergency Communication Plan?** p. 5
3. **"Shelter in place" -vs- on-Island Shelter -vs- Evacuation** pp. 5-6
4. **Do I need to build or update my emergency preparedness kit?** p. 6
5. **Volunteering – How do I get info? Is training available?** p. 7
6. **Handouts & Checklists** pp. 8-13
7. **County, Town and Tribal Information** pp. 14-15

OB COMMUNITY CLIMATE DISCUSSIONS

Emergency Preparedness Tips

How do I stay informed?

Ahead of time

1. What is Emergency Preparedness? How do I prepare?

- Sign up with CodeRED – Emergency Notification System – to be notified by telephone (landline, mobile) or email or text or social media
 - www.dukescounty.org/ – click on CodeRED on the homepage -or-
 - Go direct to the Dukes County CodeRED page www.dukescounty.org/public-safety/pages/CodeRED-emergency-notification-system -or-
 - Scan this QR code with your smartphone camera to sign up -or-



- Go to your Town website** (see page 15 for Town and Tribal info)
 - Call 1-866-939-0911 – national CodeRED Customer Support Team -or-
 - Helpful enrollment info: <https://www.oakbluffsma.gov/192/CodeRED>
-
- Register with Social Services – Specific needs? Medical?
 - Martha’s Vineyard Community Services – MVCS – 508-693-7900
www.mvcommunityservices.org/
 - Your local Council on Aging and Senior Center and www.ESCCI.org
 - Edgartown – ECOA “The Anchors” 508-627-4368 www.edgartowncoa.com
 - Oak Bluffs – OBCOA – 508-693-4509
www.oakbluffsma.gov/152/Council-on-Aging
 - Tisbury – TCOA – 508-696-4205 www.tisbury.ma.gov/council-aging
 - Up-Island – UPICOA – 508-693-2896
www.westtisbury-ma.gov/island-council-aging
- Join or start a neighborhood or road association phone tree or phone list in your area.
- See planning info & checklists from the State, Federal and Red Cross – also pp. 8-13
 - FEMA – www.ready.gov/plan, www.ready.gov/plan-for-locations
 - MEMA – www.mass.gov/be-prepared-for-emergencies
 - American Red Cross – www.redcross.org/get-help/how-to-prepare-for-emergencies.html
 - Bainbridge Island, WA – www.bainbridgeprepares.org/
- Develop a Family / Household Emergency Communication Plan – see #2 below

OB COMMUNITY CLIMATE DISCUSSIONS

Emergency Preparedness Tips (continued)

How do I stay informed?

During Incident

If you are connected online . . .

- See websites & facebook for our County, your Town, local media, MEMA, FEMA
 - Dukes County – website has many links to helpful information, including CodeRED registration, plus links to MEMA & FEMA info and checklists to help you prepare (see pp. 8-13)
<https://www.dukescounty.org/emergency-management>
 - Dukes County Emergency Management Association / DCEMA
<https://www.facebook.com/DukesCountyEM/>
Dukes County Emergency Management is a coalition of Emergency Management Directors, emergency medical services, fire service, law enforcement, health care, public health, public works, and community partners. Together they prepare for, respond to, and help recover from emergencies and disasters within Dukes County Government (Martha's Vineyard Island and Cuttyhunk Island).
 - Check your Town website** (see p. 15)
 - Local Media – radio, television and newspapers (see p. 4)
 - Facebook – Police pages (see Town websites** on p. 15), Islanders Talk!, Brazukada (Portuguese-speaking islanders talk)
 - MEMA – www.mass.gov/info-details/emergency-information
 - FEMA – www.ready.gov/shelter

- My power is out!
 - www.Eversource.com
 - www.eversource.com/content/residential/outages/storm-preparedness
 - 800-592-2000
 - <https://www.mass.gov/info-details/power-outages>
 - mema.mapsonline.net/public.html

- What's the weather like?
 - <https://www.weather.gov/>
 - NWS / National Weather Service – forecast at MV Airport
<https://forecast.weather.gov/MapClick.php?lat=41.45592920000007&lon=-70.55880949999994>
 - National Hurricane Center www.nhc.noaa.gov/

- Where can I find aid?
 - American Red Cross – www.RedCross.org
 - Salvation Army – www.SalvationArmy.org

OB COMMUNITY CLIMATE DISCUSSIONS

Emergency Preparedness Tips (continued)

How do I stay informed?

During Incident

Even if you are NOT connected online, there are still plenty of ways to be informed . . .

- **Telephone** – landline & mobile
 - receive CodeRED alerts
 - join or start a neighborhood or road association phone tree or list
- **Radio** – simple, battery operated (plus extra batteries), or hand crank
 - **MVYRADIO 88.7 FM** 508-693-5000 mvyradio.org West Tisbury
*Listen for **MVYRADIO's Storm Reports** (school closings, Steamship and airport schedule changes, and any necessary emergency information. On the air and on their Cancellations Page <https://mvyradio.org/closings>*
 - WVVY 96.7 LPFM 508-693-9379 <http://wvvy.org/> volunteer-run, Tisbury
 - WCAI 90.1 FM 508-548-9600 capeandislands.org/ Woods Hole NPR station
 - [NOAA Weather Radio](#) – [a weather radio](#) is a reliable source for severe weather announcements or weather-related emergency information
- **Television**
 - MVTV – www.mvtv.org
Xfinity channels 13, 14 & 15 have moved to Xfinity channels:
 - 6 - Public Access
 - 8 - Education
 - 9 - Government
 - Boston local television stations, Xfinity channels
702 PBS; 704 CBS/WBZ; 705 ABC; 706 Fox; 710 NBC;
 - EAS / Emergency Alert System – Xfinity channel 995
- **Newspapers**
 - Martha's Vineyard Times – www.MVTimes.com – 508-693-6100
 - Vineyard Gazette – www.VineyardGazette.com – 508-627-4311
- **Municipal* and community organizations** (see Town websites** on p. 15)
 - *Boards of Health
 - MVCS / Martha's Vineyard Community Services
 - *Councils on Aging and ESCCI / Elder Services of Cape Cod & the Islands
 - *Libraries
 - Churches

OB COMMUNITY CLIMATE DISCUSSIONS

Emergency Preparedness Tips

(continued)

How do I stay informed?

Develop an Emergency Communication Plan

2. What is my Emergency Communication Plan?

Who Will We Contact? Where Will We Meet?

<https://www.ready.gov/kids/make-a-plan>

- Ready.gov has a fillable online form www.ready.gov/plan-form
- Print out a Communications Plan form and fill it in with your family
 - Family Communications Plan for Adults
https://www.ready.gov/sites/default/files/2019-06/family_communications_plan_parents.pdf
 - Family Communications Plan for Kids
https://www.ready.gov/sites/default/files/2019-06/family_communications_plan_kids.pdf
- Neighbors – Check on neighbors? Go to a neighbor?
- Out-of-state
- Red Cross Safe and Well service www.redcross.org/get-help/disaster-relief-and-recovery-services/contact-and-locate-loved-ones.html

Shelter Information

3. "Shelter in place" -vs- on-island Shelter -vs- Evacuation

Mass.gov – Depending on the emergency, it may be safer to stay where you are.

<https://www.mass.gov/info-details/safety-tips-for-sheltering-in-place#>

- What is your evacuation plan?
 - Plan ahead – We are an island! Where will you go? When will you go?
 - Heed your town's advice!
- How do you plan to shelter in place?
 - Home assessment
 - Where in your home do you go?
For example, different storms require different strategies.
- What do you do when the power goes out?
 - Heat? Water?
 - Generator, solar, backup?
- Do you have supplies on hand for family members and pets? (see # 4 below)

OB COMMUNITY CLIMATE DISCUSSIONS

Emergency Preparedness Tips (continued)

How do I stay informed?

Shelter Information (continued)

- Types of Shelter – Stay at home? Shelter in Place? Go to town warming / cooling center? Go to an overnight shelter? Evacuate / leave the island?
 - Small shelters
 - Warming / Cooling centers
 - This may be your town library or the Ag Hall or other facility
 - Normal daytime hours of operation, no resources for overnight stays
 - Check your town website** or EM page or check local media for info
 - Town shelter or the island-wide Regional Shelter
 - There are town shelters – one in Aquinnah and one in Edgartown
 - Check your town website** to learn if a local town shelter is open
 - **Our island-wide Regional shelter is the Oak Bluffs School at 50 Tradewinds Road, Oak Bluffs – max capacity is 300 persons**
 - Types of Shelter – www.ready.gov/shelter
 - FEMA Shelter-in-Place Pictogram – different situations & building types
https://www.fema.gov/sites/default/files/documents/fema_shelter-in-place_guidance.pdf
 - See page 11 for Shelter-in-Place for Manufactured or Mobile Home
 - See page 12 for Shelter-in-Place for 1- or 2-Story Building
 - See page 13 for Shelter-in-Place for Multistory Building (includes condos, apartments, offices, and schools)

Emergency Supplies

4. Do I need to build or update my emergency preparedness kit?

- **Build a Basic Disaster Supplies Kit** – www.ready.gov/kit – After an emergency, you may need to survive on your own for several days. Being prepared means having your own [food](#), [water](#) and other [supplies](#) to last for several days (for family and pets). A disaster supplies kit is a collection of basic items your household may need in the event of an emergency. **A few checklists begin below on p. 8 to help you build your own Disaster Supplies Kit.**

- **Build a Go Bag** – A Go Bag is a short-term survival kit, typically stored in a backpack for ease of transport. Its function is to provide you with the basic tools of life should you have to evacuate a home or workplace quickly during an emergency, like a large scale natural disaster. It's important to have them prepared ahead of time and stored in easily accessible locations. (aka: Go Kit, Grab Bag, 72-Hour Bag, BOB / Bail Out Bag or Bug Out Bag). Don't forget pets! **NOTE:** with a little research, you may find a **ready-made Go Bag** for sale that suits your needs. See this from Bainbridge Island, WA – www.bainbridgeprepares.org/news/tag/go+bag

OB COMMUNITY CLIMATE DISCUSSIONS

Emergency Preparedness Tips (continued)

How do I stay informed?

Volunteer!

5. Volunteer – Help our Island community prepare for and respond to emergencies

- Red Cross
- Salvation Army
- Fire-EMS Department
- MV CERT / Citizen Emergency Response Team
- MV DART / Disaster Animal Response Team

From DCEMA / Dukes County Emergency Management Association

BECOME A VOLUNTEER TODAY

Join MVCERT and / or MVDART

LEARN:

- First Aid
- Emergency Preparedness
- Emergency Sheltering

Sign Up Online (in Portuguese & English)
<https://bit.ly/DCEMAVolunteer>

Visit DCEMA Website
www.linktr.ee/DukesCountyEM




Follow DCEMA on Social Media –
@DukesCountyEM

OB COMMUNITY CLIMATE DISCUSSIONS

Emergency Preparedness Handouts & Checklists

Emergency Supply List – checklist from Ready.gov



https://www.ready.gov/sites/default/files/2021-02/ready_checklist.pdf




Recommended Items to Include in a Basic Emergency Supply Kit:

- Water and non-perishable food for several days
- Extra cell phone battery or charger
- Battery-powered or hand crank radio that can receive NOAA Weather Radio tone alerts and extra batteries
- Flashlight and extra batteries
- First aid kit
- Whistle to signal for help
- Dust mask, to help filter contaminated air and plastic sheeting and duct tape to shelter-in-place
- Moist towelettes, garbage bags and plastic ties for personal sanitation
- Non-sparking wrench or pliers to turn off utilities
- Can opener (if kit contains canned food)
- Local maps

FEMA's Ready Campaign educates and empowers Americans to take some simple steps to prepare for and respond to potential emergencies, including those from natural hazards and man-made disasters. Ready asks individuals to do three key things: get an emergency supply kit, make a family emergency plan, and be informed about the different types of emergencies that could occur and appropriate responses. Everyone should have some basic supplies on hand in order to survive several days if an emergency occurs. This list of emergency supply kit items is only a starting point. It is important that individuals review this list and consider the unique needs of their family, including pets, for items to include. Individuals should also consider having at least two emergency supply kits, one full kit at home and smaller portable kits in their workplace, vehicle or other places they spend time.


 


Federal Emergency Management Agency
Washington, DC 20472




Additional Items to Consider Adding to an Emergency Supply Kit:

- Prescription medications and glasses
- Infant formula and diapers
- Pet food, water and supplies for your pet
- Important family documents such as copies of insurance policies, identification and bank account records in a portable waterproof container
- Cash and change
- Emergency reference material such as a first aid book or information from www.ready.gov
- Sleeping bag or warm blanket for each person. Consider additional bedding if you live in a cold-weather climate.
- Complete change of clothing including a long sleeved shirt, long pants and sturdy shoes. Consider additional clothing if you live in a cold-weather climate.
- Fire Extinguisher
- Matches in a waterproof container
- Feminine supplies, personal hygiene items and hand sanitizer
- Mess kits, Paper cups, plates and disposable utensils, paper towels
- Paper and pencil
- Books, games, puzzles or other activities for children


Prepare. Plan. Stay Informed. ©



Emergency Supply List

 **FEMA**
www.ready.gov

OB COMMUNITY CLIMATE DISCUSSIONS

Emergency Preparedness Handouts & Checklists

DCEMA Guidelines for Martha's Vineyard – “Be prepared” side-1

Be prepared BEFORE a storm or other weather event occurs:

Make a plan for you and your family before the event is to happen. Are you staying home or going to a friend or family member's home? (This is called “shelter in place”). Might you have to evacuate your home? Pack essentials for you, your family, and your pets.

Here are the essentials to have with you:

- **Water (1 gallon per person for 3-7 days, for drinking and sanitation. Include the needs for your pets).**
- **Food (at least 3-7 days supply of non-perishable food). Manual can opener.**
- **Extra pet food for all pets. Take a picture of your pet and you on your phone for reunification if you get separated. Take a picture of your pet's rabies vaccination record.**
- **Flashlight (s) and extra batteries.**
- **First aid kit**
- **Whistle (to signal for help)**
- **Garbage bags and moist towelettes (for personal sanitation). Personal masks are good to have on hand.**
- **Infant diapers and formula**

OB COMMUNITY CLIMATE DISCUSSIONS

Emergency Preparedness Handouts & Checklists

DCEMA Guidelines for Martha's Vineyard – “Be prepared” side-2

- **Hand sanitizer and disinfecting wipes.**
- **Paper plates and plastic utensils, paper towels.**
- **Charge up all cell phones, iPad, or laptops. If the power goes out, your cell phone may still work. If you have back-up chargers, charge them.**
- **Have 7 days of prescriptions for family members and pets. Include Tylenol or other pain reliever or anti-diarrhea medications.**
- **Prescription eyeglasses and hearing aids (with extra batteries, if needed).**
- **Cash**
- **Important family documents in zip lock bags. (If you had to evacuate, what important documents would you need?)**
- **Paper and pencil.**
- **Cards, games, puzzles to amuse all ages.**

On Martha's Vineyard we think that 3 days of shelter-in-place supplies may not be enough. Have at least 7 days-10 days of supplies.

Look up your town's web site. Find instructions to have Code Red downloaded on your phone. Your town may also have text messages sent to citizens. Sign up.

CHECK ON YOUR NEIGHBORS!

OB COMMUNITY CLIMATE DISCUSSIONS

Emergency Preparedness Handouts & Checklists

FEMA Emergency Kit Checklist (a pictorial view)

https://www.freetownma.gov/sites/g/files/vyhlf4441/f/file/file/checklist_for_emerg_prep.pdf

Emergency Kit Checklist



3 days of nonperishable / non-cook food
water (1 gal. per day per person), medication



flashlight, battery operated radio, extra batteries



first aid kit, cash, cell phone and charger



ID cards, information: (Dr., meds, allergies), family / friends
contacts, toothbrush / toothpaste, blanket and washcloth



clothes and baby or pet supplies if you need them

DISASTER PREPAREDNESS: The likelihood that you will recover from an emergency tomorrow often depends on the planning and preparation done today. This list may help you get through the first 3 days, after a disaster. It is a starting point, as individual needs vary depending upon circumstances. For additional information, visit: www.Ready.gov & www.mass.gov/mema/ready



Region 1, SOS Secrets of Survivors




OB COMMUNITY CLIMATE DISCUSSIONS

Emergency Preparedness Handouts & Checklists


MEMA Preparedness Brochure

<https://www.mass.gov/doc/mema-preparedness-brochure/download>

MEMA is the state agency charged with ensuring the state is prepared to withstand, respond to, and recover from all types of emergencies and disasters, including natural hazards, accidents, deliberate attacks, and technological and infrastructure failures. MEMA ensures the Commonwealth's ability to rapidly recover from large and small disasters by assessing and mitigating threats and hazards, enhancing preparedness, ensuring effective response, and strengthening our capacity to rebuild and recover.



MASSACHUSETTS ALERTS ON YOUR SMARTPHONE
For severe weather alerts & emergency info from MEMA, download the free "Massachusetts Alerts" app.



Go to mass.gov/MEMAMobileapp or search for "Massachusetts Alerts" in your app store.

STAY CONNECTED WITH MEMA


- mass.gov/MEMA
- twitter.com/MassEMA
- facebook.com/MassachusettsEMA
- youtube.com/MassachusettsEMA

MASSACHUSETTS EMERGENCY MANAGEMENT AGENCY

EMERGENCY PREPAREDNESS GUIDE

**BE INFORMED
MAKE A PLAN
BUILD A KIT
GET INVOLVED**

Tips and information to help Massachusetts residents prepare for all types of emergencies.




Ready Massachusetts
www.mass.gov/MEMA

WHY SHOULD YOU PREPARE FOR AN EMERGENCY?

DISASTERS HAPPEN
Anytime...Anywhere

Are You Ready For the Next Disaster?
Is Your Family Ready?

Severe Weather and Extreme Temperatures
Hurricanes and Tropical Storms • Flooding
Earthquakes • Fire • Power Outages
Terrorism • Cyber Disruptions
Health Emergencies



Prepare Now
Plan for your family's safety
Protect your property
Know your neighbors and be ready to help in an emergency
Build your community's resilience

Visit: www.mass.gov/MEMA for more emergency preparedness information


EMERGENCY KIT SUPPLIES

<input type="checkbox"/> Water - 1 gallon per person per day for 3 days	<input type="checkbox"/> Food - 3 day supply of nonperishable foods that do not need cooking
<input type="checkbox"/> Tools	<input type="checkbox"/> Radio - Battery-powered or hand-crank, NOAA Weather Radio and extra batteries
<input type="checkbox"/> Flashlight and extra batteries	<input type="checkbox"/> First Aid kit
<input type="checkbox"/> Diapers, wipes, baby food, formula, if needed	<input type="checkbox"/> Pet food, supplies, tags and crates, if needed
<input type="checkbox"/> Prescription medications and extra eyeglasses	<input type="checkbox"/> Moist towelettes, garbage bags, soap, hand sanitizer, and other personal hygiene items
<input type="checkbox"/> Copies of important documents and IDs and auto	<input type="checkbox"/> Cell phone & charger (extra battery or power bank may also be needed if power is out)
<input type="checkbox"/> Place all items in a portable, water-tight bin and store in an easy-to-access location.	

For complete list go to: www.mass.gov/mema/ready

BE INFORMED

Know your hazards:
Learn the types of disasters and emergencies that may occur in your area:



Receive Emergency Alerts

- Sign up for your community's emergency alerting system
- Download Massachusetts Alerts: a free app from MEMA that delivers location specific weather warnings and emergency information to your smart phone
- Have a battery operated radio to monitor news broadcasts and weather forecasts
- Call 2-1-1 during a disaster to receive non-emergency information

Know Your Community's Plans

- Know your community's evacuation routes and shelter locations
- Know Your Zone. If you live or work in a coastal community, learn whether you live in a hurricane evacuation zone. Visit www.mass.gov/knowyourzone.

HAVE A PLAN

Develop A Family Disaster Plan:
Make a plan with your household members: know what you will do, how to find each other, and how to communicate in an emergency.

- Decide where you will meet in an emergency. Choose two locations: one place right outside your home and another outside your neighborhood.
- Identify exit routes from your home and neighborhood.
- Share phone numbers and email addresses with family members, and know how you will communicate. Identify an out-of-state friend or relative that household members can call.
- Plan for everyone's needs, especially people with medical needs or disabilities, seniors, children and pets.
- Know what to do if you must evacuate: know where you will go, what you will take with you, and how you will get there.
- Know what to do if you must shelter-in-place. Locate the safest locations in your home and place of work, and know what supplies you will need to be comfortable for up to 3 days.
- Share your plan with household and family members.


BUILD A KIT

Build Your Emergency Kit Now.
Emergencies and disasters sometimes happen without notice.

Use the Emergency Supplies Checklist in this Emergency Preparedness Guide, and consider the following:

- Keep your supplies in an easy-to-carry kit that you can use at home or take with you in case you must evacuate.
- Keep a kit in your car as well.
- Have enough food, water, medicine and other supplies to last for at least 72 hours.
- Include supplies for all members of your household, including seniors, children, people with disabilities, and pets.
- Include supplies in your kit to help you manage without basic services such as electricity, gas, water, sewerage and telephone.
- Collect and safeguard critical documents: financial and personal records, identification papers. See www.ready.gov/financial-preparedness.

Visit www.mass.gov/mema for a full list of supplies to include in your emergency kit.




GET INVOLVED IN YOUR COMMUNITY

Invest in your community's resilience and help it prepare for the next disaster.


Volunteer
Volunteer with a recognized disaster volunteer organization in your community.

Ask if your community has a Community Emergency Response Team (CERT), Citizen Corps program, or other volunteer opportunities.



Donate
Make a contribution to one of the many non-profit organizations that are members of the Voluntary Organizations Active in Disasters (VOAD). (www.massvoad.org)

Know and Help Your Neighbors
During an emergency or disaster, check on your neighbors, particularly if they are elderly, have medical issues or disabilities, or do not speak English.



OB COMMUNITY CLIMATE DISCUSSIONS

Emergency Preparedness Handouts & Checklists

✓ 12 Ways to Prepare

https://www.ready.gov/sites/default/files/2021-06/ready_12-ways-to-prepare_postcard.pdf

This year, resolve to do one thing each month, a little at a time, to prepare for a disaster.



The postcard features a dark blue header with a white checkmark icon and the text "12 WAYS TO PREPARE". Below this is a 2x6 grid of 12 items, each with a white checkbox, an icon, and a title. The items are: 1. Sign up for Alerts and Warnings (phone icon); 2. Make a Plan (clipboard icon); 3. Save for a Rainy Day (piggy bank icon); 4. Practice Emergency Drills (person running icon); 5. Test Family Communication Plan (two people talking icon); 6. Safeguard Documents (safe icon); 7. Plan with Neighbors (handshake icon); 8. Make Your Home Safer (wrench and screwdriver icon); 9. Know Evacuation Routes (map icon); 10. Assemble or Update Supplies (first aid kit icon); 11. Get Involved in Your Community (group of people icon); 12. Document and Insure Property (camera icon). Below the grid is a grey section with a cityscape silhouette at the top, a central area with the text "TAKE ACTION AND PREPARE" surrounded by various human icons, and a dark blue footer with the FEMA logo, a message about taking action, and social media links.

<input type="checkbox"/>	 Sign up for Alerts and Warnings	<input type="checkbox"/>	 Make a Plan	<input type="checkbox"/>	 Save for a Rainy Day	<input type="checkbox"/>	 Practice Emergency Drills	<input type="checkbox"/>	 Test Family Communication Plan	<input type="checkbox"/>	 Safeguard Documents
<input type="checkbox"/>	 Plan with Neighbors	<input type="checkbox"/>	 Make Your Home Safer	<input type="checkbox"/>	 Know Evacuation Routes	<input type="checkbox"/>	 Assemble or Update Supplies	<input type="checkbox"/>	 Get Involved in Your Community	<input type="checkbox"/>	 Document and Insure Property

TAKE ACTION AND PREPARE


FEMA
FEMA V-1021
Catalog No. 1872-3
April 2018

There are many ways to take action and prepare before a disaster occurs. The actions on this card include some of the most important ways to help yourself, your family, and your community increase your preparedness. Simple actions at home and in your neighborhood can make a big difference!

 @Readygov
Twitter.com/readygov
 @Readygov
Facebook.com/readygov
 Fema.gov/mobile-app
 Ready.gov/prepare

OB COMMUNITY CLIMATE DISCUSSIONS

Emergency Preparedness County, Town and Tribal government

<https://www.dukescounty.org/emergency-management>

DUKES COUNTY
MARTHA'S VINEYARD & THE ELIZABETH ISLANDS

GOVERNMENT REGIONAL SERVICES COMMUNITY VISITORS

CodeRED Emergency Notification System

Disaster Supply Kit

Emergency Notifications and Information Resources

Evacuation Shelter Preparedness

Family Emergency Communications Plan

Hurricane Resources

Nuclear Power Plant Emergency Guide

Power Outages

Preparedness Brochure

Sheltering in Place

Short Term & Long Term Emergency Preparation Lists

Winter Safety Resources

Major Storm Prep in Portuguese

Martha's Vineyard Community Health and Emergency Management

County Commissioners accepting applications for County Treasurer Read more »

Home » Government

Emergency Management

Dukes County Emergency Management provides coordination between the towns and other partners during emergencies like Hurricanes and Winter storms.

The Dukes County Emergency Management Agency strives to save lives and minimize property damage at the times of disasters. The agency focuses on education, planning, and implementation of disaster plans as appropriate for Dukes County Employees and Dukes County Property.

The Dukes County Emergency Management Department is headed by the Dukes County Manager.

Staff Contacts

Name	Title
Martina Thornton	Emergency Manager

News & Announcements

TROPICAL STORM HENRI

2021 Atlantic Hurricane Season Begins

COVID-19 MEMA Report 3-31-2020

Videos from local officials with updates

Information in Portuguese - Informações em português

[View all](#)

➤ Explore these tabs for additional preparedness guidance.

Contact Info

Hours of Operation:
Call for Appointment

Phone:
(508) 696-3840

Fax:
(508) 696-3841

Address:
Dukes County Emergency Management
PO Box 190
Edgartown, MA 02539
United States
See map: [Google Maps](#)

Key Contacts

Martina Thornton

Dukes County
Phone: (508) 696-3840 | Fax: (508) 696-3841
Hours Vary by Department

CodeRED™
Keeping citizens informed.

Disclaimer
Government Websites by CivicPlus®
Login

OB COMMUNITY CLIMATE DISCUSSIONS

Emergency Preparedness County, Town and Tribal information

**** The towns and tribes of Dukes County** – most Town websites have links to CodeRED and MAY have special / local emergency bulletins posted, along with clickable icons to social media, usually on the home page or Safety / Police pages.

Current EMD / Emergency Management Directors are listed below from
www.mass.gov/doc/community-emergency-management-directors-emd-list/download

- . **Aquinnah** www.aquinnah-ma.gov/ 508-645-2300
See “Emergency Alerts” for CodeRED sign-up
EMD – Forest Filler – forrestfiller@gmail.com ACERT – 508-645-2304
- . **Chappaquiddick Wampanoag Tribe** www.chappaquiddickwampanoag.org Tribal Council
- . **Chilmark** www.chilmarkma.gov/ 508-645-2100
EMD – Timothy Carroll (Town Administrator) – tcarroll@chilmarkma.gov 508-645-2101
- . **Edgartown** www.edgartown-ma.us/home 508-627-6100
Text message service at edgartownpolice.org
EMD – Alex Schaeffer (Fire Chief) – asschaeffer@edgartown-ma.us – 508-627-5167
- . **Gosnold** <https://www.townofgosnold.org/> 508-990-7408
EMD – Seth Garfield (Fire Chief) – oceanrancher@yahoo.com
- . **Oak Bluffs** www.oakbluffsma.gov/ 508-693-3554
EMD – Nelson Wirtz (Fire-EMS Chief) – firechief@oakbluffsma.gov – 508-693-5380
- . **Tisbury (Vineyard Haven)** www.tisburyma.gov/ 508-696-4200
www.tisburyma.gov/emergency-management
EMD – Patrick Rolston (Deputy Fire Chief) – 508-696-4246
- . **Wampanoag Tribe of Gay Head (Aquinnah)**
<https://wampanoagtribe-nsn.gov/> 508-645-9265
EMD – Bret Stearns – bstearns@wampanoagtribe.net / Tribal Council
- . **West Tisbury** www.westtisbury-ma.gov/
Info: 508-696-0100 x114; Select Board: 508-696-0102
www.westtisbury-ma.gov/emergency-management
EMD – Russell Hartenstine – emd@westtisbury-ma.gov – 508-684-8200

Thank you!